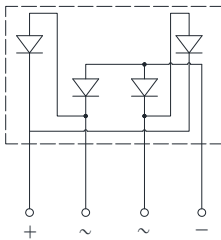



## Bridge Rectifiers



### Features

- UL recognition, file #E230084
- Glass passivated chip junction
- Thin single in-line package
- High surge current capability
- Solder dip 275 °C max. 7 s, per JESD 22-B106

### Typical Applications

General purpose use in AC/DC bridge full wave rectification for switching power supply, home appliances, office equipment, industrial automation applications.

### Mechanical Data

- **Package:** 4KBJ  
Molding compound meets UL 94 V-0 flammability rating, RoHS-compliant
- **Terminals:** Tin plated leads, solderable per J-STD-002 and JESD22-B102
- **Polarity:** As marked on body

### ■ Maximum Ratings (T<sub>a</sub>=25°C Unless otherwise specified)

PARAMETER	SYMBOL	UNIT	KBJ20005	KBJ2001	KBJ2002	KBJ2004	KBJ2006	KBJ2008	KBJ2010
Device marking code			KBJ20005	KBJ2001	KBJ2002	KBJ2004	KBJ2006	KBJ2008	KBJ2010
Maximum Repetitive Peak Reverse Voltage	VRRM	V	50	100	200	400	600	800	1000
Maximum RMS Voltage	VRMS	V	35	70	140	280	420	560	700
Maximum DC blocking Voltage	VDC	V	50	100	200	400	600	800	1000
Average Rectified Output Current @60Hz sine wave, R-load	With heatsink T <sub>C</sub> =110°C	I <sub>O</sub>	A	20.0					
	Without heatsink T <sub>a</sub> =25°C			3.6					
Forward Surge Current (Non-repetitive) @60Hz Half-sine wave, 1 cycle, T <sub>J</sub> =25°C	IFSM	A	250						
Forward Surge Current (Non-repetitive) @1ms, square wave, 1 cycle, T <sub>J</sub> =25°C			500						
Current squared time @1ms≤t≤8.3ms T <sub>J</sub> =25°C, rating of per diode	I <sup>2</sup> t	A <sup>2</sup> S	259						
Storage temperature	T <sub>stg</sub>	°C	-55 ~ +150						
Junction temperature	T <sub>J</sub>	°C	-55 ~ +150						
Dielectric strength @ Terminals to case, AC 1 minute	V <sub>dis</sub>	KV	2						
Mounting torque @Recommend torque: 5kg·cm	Tor	kg·cm	8						

### ■ Electrical Characteristics (T<sub>a</sub>=25°C Unless otherwise specified)

PARAMETER	SYMBOL	UNIT	TEST CONDITIONS	KBJ20005	KBJ2001	KBJ2002	KBJ2004	KBJ2006	KBJ2008	KBJ2010
Maximum instantaneous forward voltage drop per diode	V <sub>F</sub>	V	IFM=10.0A	1.0						
Maximum DC reverse current at rated DC blocking voltage per diode	I <sub>R</sub>	μA	T <sub>J</sub> =25°C	5						
			T <sub>J</sub> =125°C	100						
Typical junction capacitance	C <sub>J</sub>	pF	Measured at 1MHz and Applied Reverse Voltage of 4.0 V.D.C	76						



# KBJ20005 THRU KBJ2010

## ■ Thermal Characteristics (T<sub>a</sub>=25°C Unless otherwise specified)

PARAMETER		SYMBOL	UNIT	KBJ20005	KBJ2001	KBJ2002	KBJ2004	KBJ2006	KBJ2008	KBJ2010
Thermal Resistance	Between junction and ambient, Without heatsink	R <sub>θJ-A</sub>	°C/W	20						
	Between junction and case, With heatsink	R <sub>θJ-C</sub>		1.5						

Note: Device mounted on 75mm x 45mm x 5.5mm Aluminum Plate Heatsink.

## ■ Ordering Information (Example)

PREFERRED P/N	PACKAGE CODE	UNIT WEIGHT(g)	MINIMUM PACKAGE(pcs)	INNER BOX QUANTITY(pcs)	OUTER CARTON QUANTITY(pcs)	DELIVERY MODE
KBJ20005 ~ KBJ2010	B1	Approximate 4.27	20	1000	2000	Tube

## ■ Characteristics(Typical)

FIG1: I<sub>o</sub>-T<sub>c</sub> Curve

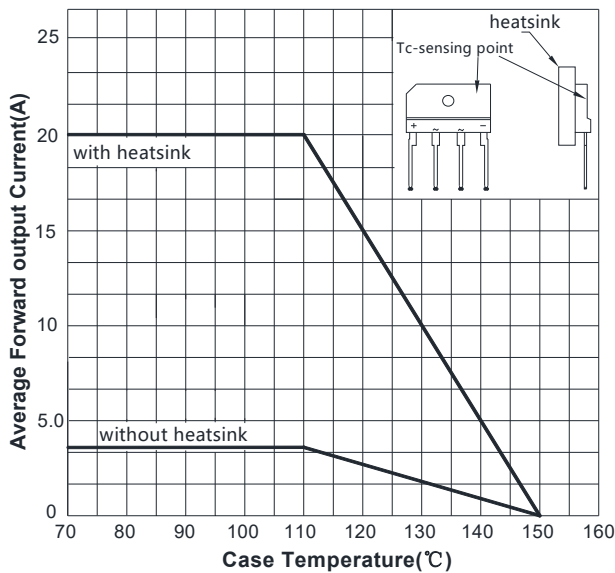


FIG2: Surge Forward Current Capability

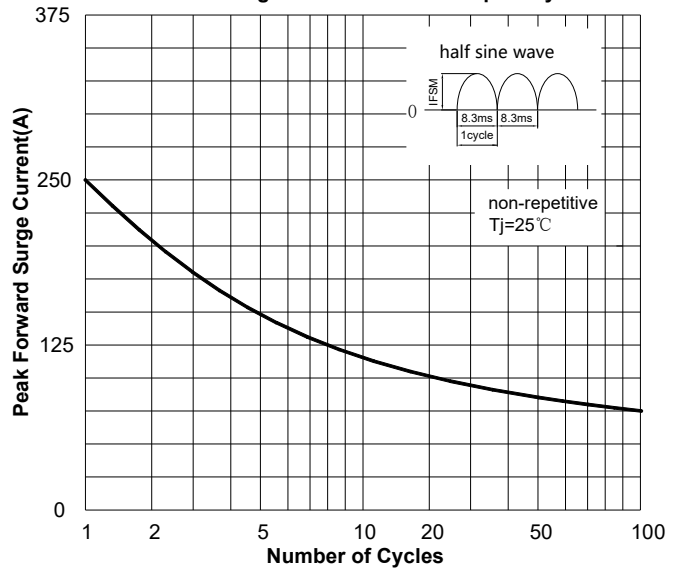


FIG3: Typical Forward Voltage

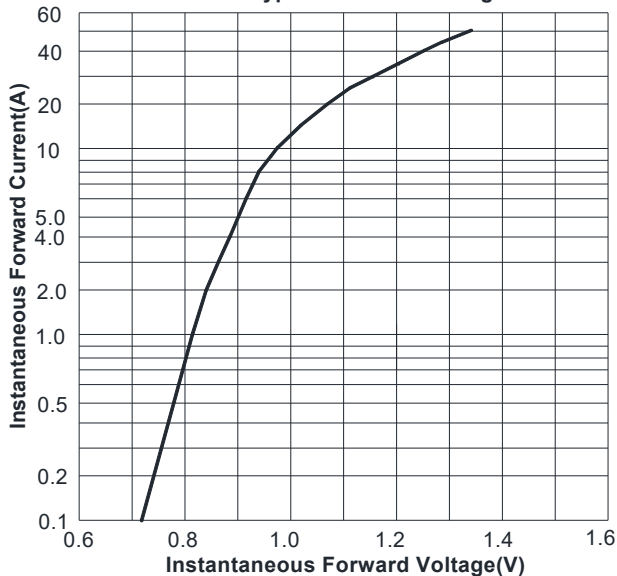
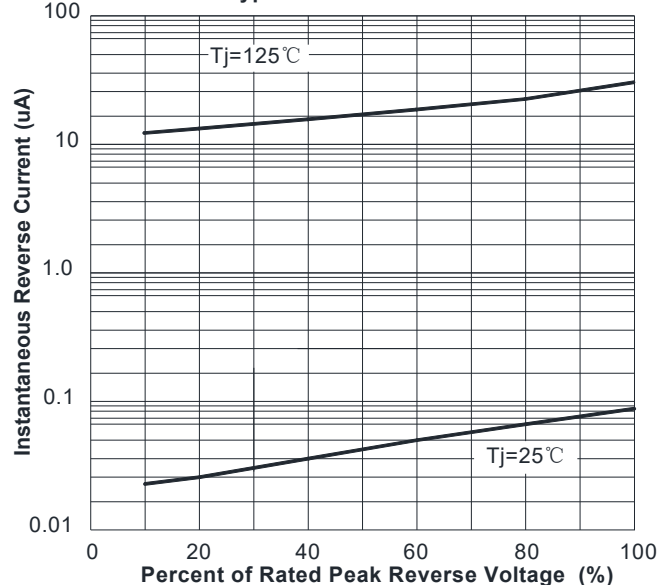


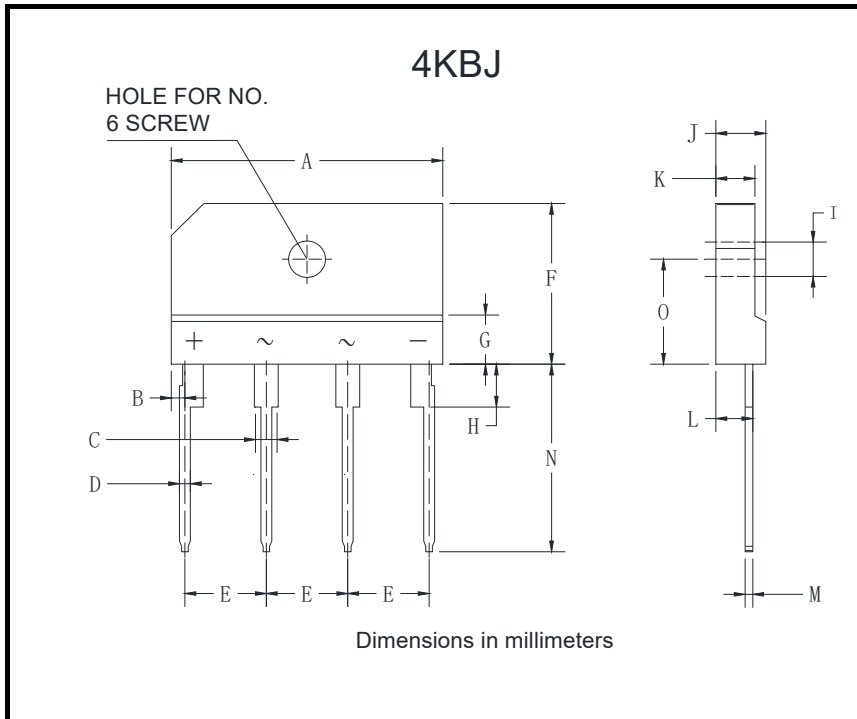
FIG4: Typical Reverse Characteristics





# KBJ20005 THRU KBJ2010

## ■ Outline Dimensions



4KBJ		
Dim	Min	Max
A	24.7	25.3
B	1.05	1.45
C	1.7	2.1
D	0.9	1.1
E	7.3	7.7
F	14.7	15.3
G	3.8	4.2
H	3.3	3.7
I	3.1	3.4
J	4.4	4.8
K	3.4	3.8
L	3.2	3.4
M	0.6	0.8
N	17.0	18.0
O	9.5	10.1



## KBJ20005 THRU KBJ2010

---

### Disclaimer

The information presented in this document is for reference only. Yangzhou Yangjie Electronic Technology Co., Ltd. reserves the right to make changes without notice for the specification of the products displayed herein to improve reliability, function or design or otherwise.

The product listed herein is designed to be used with ordinary electronic equipment or devices, and not designed to be used with equipment or devices which require high level of reliability and the malfunction of which would directly endanger human life (such as medical instruments, transportation equipment, aerospace machinery, nuclear-reactor controllers, fuel controllers and other safety devices), Yangjie or anyone on its behalf, assumes no responsibility or liability for any damages resulting from such improper use of sale.

This publication supersedes & replaces all information previously supplied. For additional information, please visit our website [http:// www.21yangjie.com](http://www.21yangjie.com) , or consult your nearest Yangjie's sales office for further assistance.